






**APPROVALS**




 **ENGINEERING CODE**  
701AA72


 **APPROVED REFRIGERANT**  
R-600a

 **POWER SUPPLY**  
220-240 V 50 Hz

 **STANDARD CONDITIONS**  
ASHRAE

 **APPLICATION**  
LBP

 **COOLING CAPACITY**  
213 W (LBP)

 **EFFICIENCY**  
1.73 W/W (LBP)

 **MOTOR TYPE**  
RSCR

 **STARTING TORQUE**  
LST

**DATA**

**General Data**

Type	Hermetic reciprocating
Technology Type	On-Off
Displacement	12.21 cm <sup>3</sup>
Compressor Cooling	Static/NotControlled/220
Expansion Device	Capillary Tube
Horse Power	1/7 hp
Max Condensing Pressure Operating	8.69 bar
Max Condensing Pressure Peak	10.88 bar
Power Supply	220-240 V 50 Hz
Evaporating Temperature Range	-35 °C to -10 °C

**Electrical Data**

Motor type	RSCR
Starting Torque	LST
Start Winding Resistance	18.65 Ω at 25° C
Run Winding Resistance	13.71 Ω at 25° C

## Mechanical Data

Maximum Recommended Refrigerant Charge	150 g
Oil Charge	150 ml
Oil Type Configuration	ALQUILB
Oil Type Viscosity	ISO5
Pressurization	Light vacuum
Weight	7.9 Kg
Free Internal Volume	1.5 L

## Electrical Components

	Description
Run Capacitor	5
Starting Device	TSD2-220V TSD2-220V1.2 TSD2-D-220V
Motor Protection	4TM276KFBYY-73 4TM739JDBYY CP4TMC288K61A5

## External Characteristics

Base Plate	European	
Tray Holder	No	
Height	171 mm	
Connector	Internal Diameter	Shape
Suction	6.1 mm	Slanted 42° up + 45° to Back/Copper
Discharge	4.94 mm	Slanted 0° up + 45° to Back/Copper
Process	6.1 mm	Slanted 45° up + 45° to Back/Copper

## PERFORMANCE

## Rated Points

Condensing Temperature	Evaporating Temperature	Cooling Capacity	Power Consumption	Gas Flow Rate	Efficiency
54.40°C	-23.30°C	213 W	123 W	2.28 kg/h	1.73 W/W

Test Condition: ASHRAELBP32, Static/NotControlled/220, Return Gas 32.2°C, Evaporation -23.30°C, Condensing 54.40°C, Ambient 32.2°C, Liquid 32.2°C, Subcooling 22.2K. Data are an indication of performance based simulation.

## Performance Curve Data

### Condensing Temperature 35°C

Evaporating Temperature °C	Cooling Capacity W	Power W	Gas Flow Rate kg/h	Efficiency W/W
-35	97	112	1.99	0.86
-30	139	125	2.44	1.11
-25	190	138	3.00	1.38
-20	253	151	3.68	1.68
-15	326	165	4.47	1.98
-10	410	179	5.38	2.29

Test Condition: ASHRAELBP32, Static/NotControlled/220, Return Gas 32.2°C, Ambient 32.2°C, Liquid 32.2°C. Data are an indication of performance based simulation.

### Condensing Temperature 45°C

Evaporating Temperature °C	Cooling Capacity W	Power W	Gas Flow Rate kg/h	Efficiency W/W
-35	114	83	1.22	1.38
-30	154	97	1.66	1.59
-25	205	113	2.20	1.82
-20	266	129	2.86	2.07
-15	337	145	3.64	2.32
-10	420	163	4.54	2.57

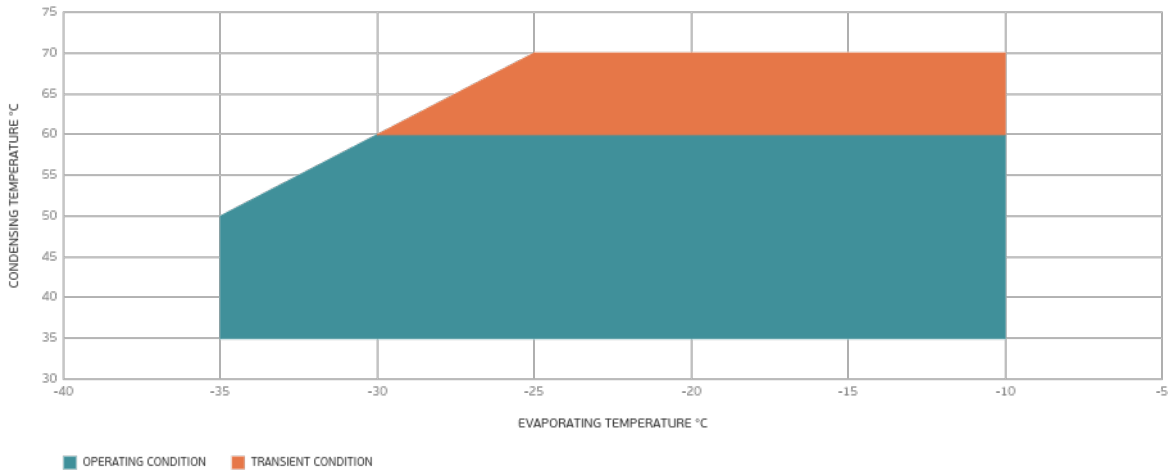
Test Condition: ASHRAELBP32, Static/NotControlled/220, Return Gas 32.2°C, Ambient 32.2°C, Liquid 32.2°C. Data are an indication of performance based simulation.

### Condensing Temperature 55°C

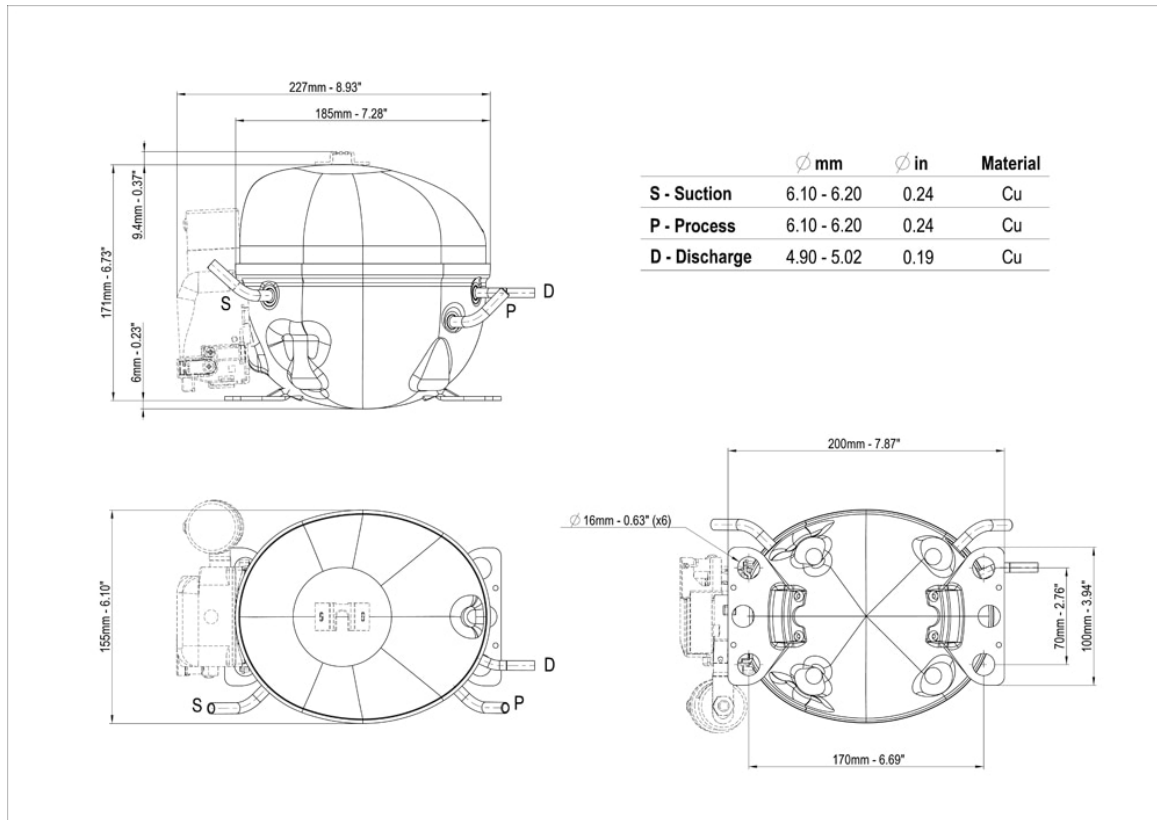
Evaporating Temperature °C	Cooling Capacity W	Power W	Gas Flow Rate kg/h	Efficiency W/W
-35	106	84	1.13	1.26
-30	144	100	1.55	1.44
-25	193	117	2.07	1.64
-20	252	136	2.71	1.85
-15	321	156	3.47	2.07
-10	402	176	4.34	2.28

Test Condition: ASHRAELBP32, Static/NotControlled/220, Return Gas 32.2°C, Ambient 32.2°C, Liquid 32.2°C. Data are an indication of performance based simulation.

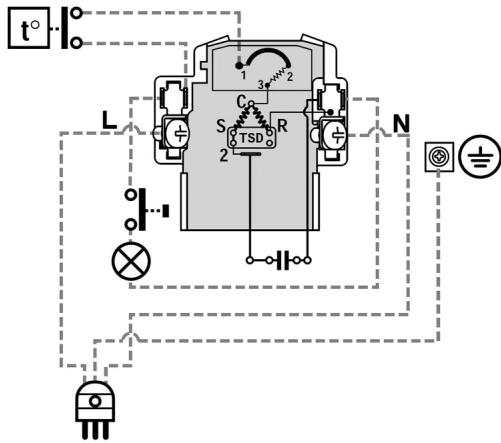
## Operating Envelope



## External Dimensions



## Wiring Diagram



## Assembly Instructions

