

**APPROVALS**



**ENGINEERING CODE**  
212CN06

**APPROVED REFRIGERANT**  
R-134a

**POWER SUPPLY**  
200-240 V 50 Hz

**STANDARD CONDITIONS**  
ASHRAE

**APPLICATION**  
HBP

**COOLING CAPACITY**  
2025 W (HBP)

**EFFICIENCY**  
2.36 W/W (HBP)

**MOTOR TYPE**  
CSIR

**STARTING TORQUE**  
HST

**DATA**

**General Data**

Type	Hermetic reciprocating
Technology Type	On-Off
Displacement	22.37 cm <sup>3</sup>
Compressor Cooling	Fan/NotControlled/200
Fan Air Flow	520 m <sup>3</sup> /h
Expansion Device	Capillary Tube or Expansion Valve
Horse Power	1 hp
Max Condensing Pressure Operating	13.92 bar
Max Condensing Pressure Peak	15.62 bar
Power Supply	200-240 V 50 Hz / 230 V 60 Hz
Evaporating Temperature Range	-15 °C to 10 °C

**Electrical Data**

Motor type	CSIR
Starting Torque	HST
Start Winding Resistance	12.16 Ω at 25° C
Run Winding Resistance	1.86 Ω at 25° C

## Mechanical Data

Maximum Recommended Refrigerant Charge	800 g
Oil Charge	450 ml
Oil Type Configuration	ESTER
Oil Type Viscosity	ISO22
Pressurization	Dry air charge
Weight	17.2 Kg
Free Internal Volume	3.3 L

## Electrical Components

	Description
Start Capacitor	88-108 Uf / 330 V
Starting Device	Relay   MTRPH-55*
Motor Protection	T0901/G6

## External Characteristics

Base Plate	Universal	
Tray Holder	No	
Height	220 mm	
Connector	Internal Diameter	Shape
Suction	9.6 mm	Slanted 42°/Copper
Discharge	6.42 mm	Straight/Copper
Process	6.42 mm	Vertical/Copper

## PERFORMANCE

## Rated Points

Condensing Temperature	Evaporating Temperature	Cooling Capacity	Power Consumption	Current	Gas Flow Rate	Efficiency
54.40°C	7.20°C	2025 W	857 W	5.21 A	44.85 kg/h	2.36 W/W

Test Condition: ASHRAE HBP46, Fan/NotControlled/200, Return Gas 35°C, Evaporation 7.20°C, Condensing 54.40°C, Ambient 35°C, Liquid 46.1°C, Subcooling 8.3K. Data in accordance to EN

12900:2013 and AHRI 540:2015 polynomial equation and uncertainty guidance.

## Performance Curve Data

### Condensing Temperature 35°C

Evaporating Temperature °C	Cooling Capacity W	Power W	Current A	Gas Flow Rate kg/h	Efficiency W/W
-15	1012	456	3.55	18.66	2.22
-10	1275	507	3.73	23.62	2.52
-5	1594	559	3.93	29.64	2.85
0	1972	615	4.16	36.81	3.21
5	2411	672	4.41	45.26	3.59
10	2917	732	4.7	55.10	3.98

Test Condition: ASHRAEHBP46, Fan/NotControlled/200, Return Gas 35°C, Ambient 35°C, Subcooling 8.3K. Data in accordance to EN 12900:2013 and AHRI 540:2015 polynomial equation and uncertainty guidance.

### Condensing Temperature 45°C

Evaporating Temperature °C	Cooling Capacity W	Power W	Current A	Gas Flow Rate kg/h	Efficiency W/W
-15	893	487	3.67	17.80	1.83
-10	1113	547	3.89	22.28	2.04
-5	1389	611	4.14	27.89	2.27
0	1723	679	4.41	34.77	2.54
5	2118	751	4.72	43.01	2.82
10	2579	827	5.07	52.74	3.12

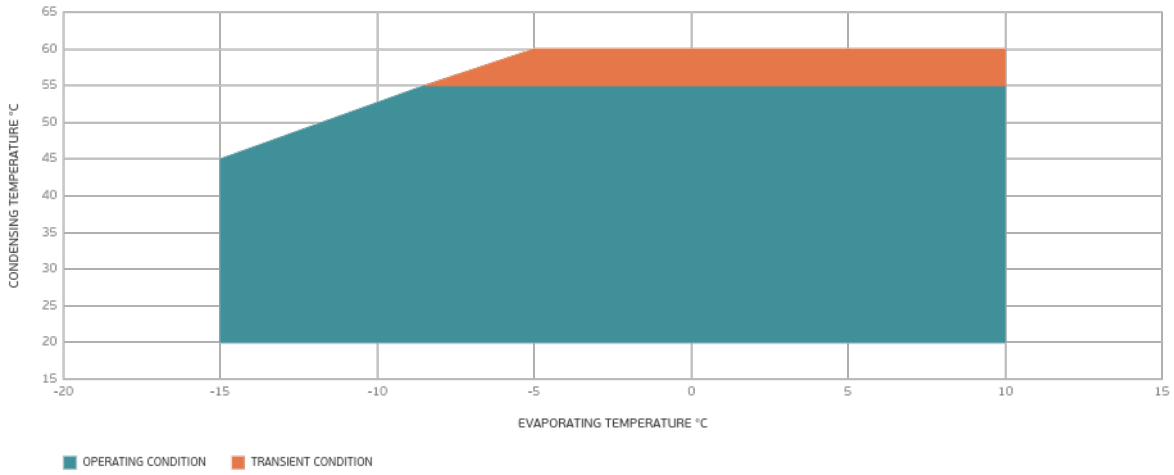
Test Condition: ASHRAEHBP46, Fan/NotControlled/200, Return Gas 35°C, Ambient 35°C, Subcooling 8.3K. Data in accordance to EN 12900:2013 and AHRI 540:2015 polynomial equation and uncertainty guidance.

### Condensing Temperature 55°C

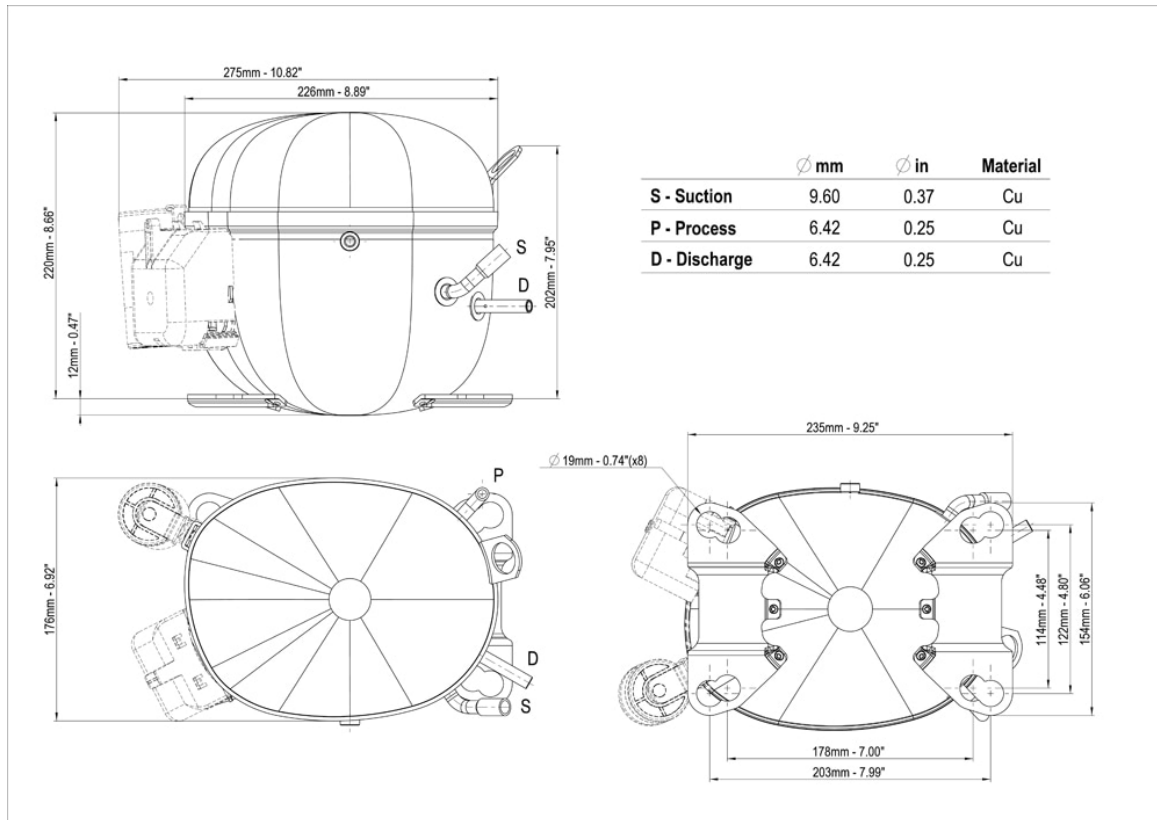
Evaporating Temperature °C	Cooling Capacity W	Power W	Current A	Gas Flow Rate kg/h	Efficiency W/W
-10	987	591	4.05	21.54	1.67
-5	1212	662	4.35	26.57	1.83
0	1495	739	4.69	32.96	2.02
5	1840	822	5.06	40.81	2.24
10	2249	911	5.47	50.24	2.47

Test Condition: ASHRAEHBP46, Fan/NotControlled/200, Return Gas 35°C, Ambient 35°C, Subcooling 8.3K. Data in accordance to EN 12900:2013 and AHRI 540:2015 polynomial equation and uncertainty guidance.

## Operating Envelope

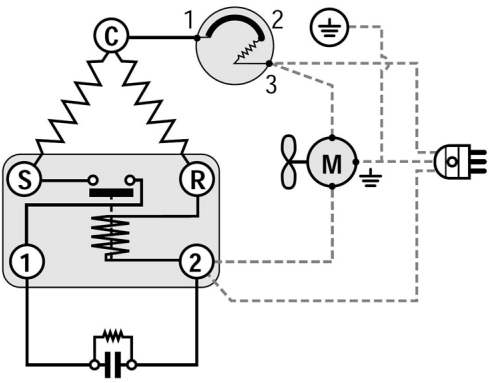


## External Dimensions



	mm	in	Material
<b>S - Suction</b>	9.60	0.37	Cu
<b>P - Process</b>	6.42	0.25	Cu
<b>D - Discharge</b>	6.42	0.25	Cu

Wiring Diagram



Assembly Instructions

