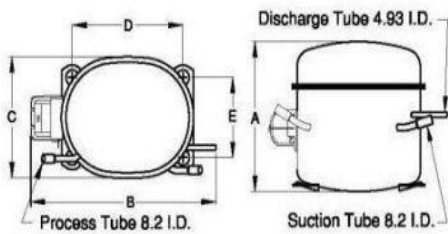


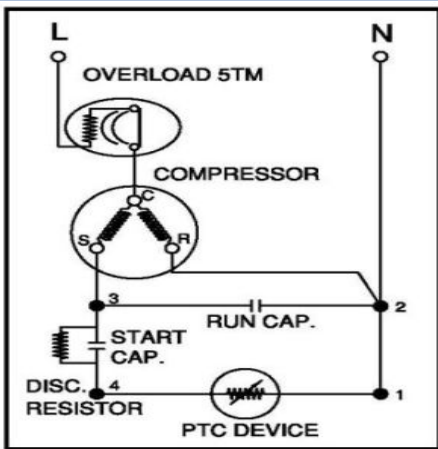


PRINCIPAL DIMENSIONS - mm



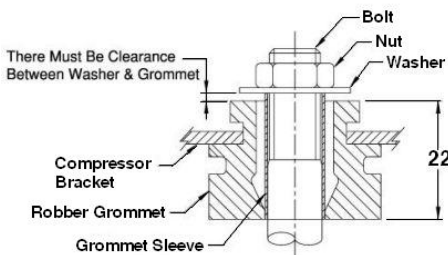
A: 203	B: 277	C: 155	D: 165	E: 102
--------	--------	--------	--------	--------

SCHEMATIC WIRING DIAGRAM C.S.R.



SCHEMATIC WIRING DIAGRAM -

MOUNTING KIT



Electrical : 208-230 V/60 Hz. 1 Phase

Nominal Performance

Capacity	670 / - Watts
	2,286 / - BTU/Hr
	576 / - Kcal/Hr
Power Input	438 / - Watts
Locked Rotor Amps	12.60 / - Amps
Max Continuous Current	- / - Amps
Rated Load Amps	2.70 / - Amps
COP	1.53 / - Watts / Watts
EER	5.22 / - BTU/W-Hr

Testing Conditions

Condensing Temperature	54.40 °C	129.9 °F
Evaporating Temperature	-6.70 / - °C	19.9 / - °F
Liquid Temperature	46.10 °C	115.0 °F
Return Gas Temperature	35.00 °C	95.0 °F
Ambient Temperature	35.00 °C	95.0 °F

Application

Evaporating Temp. Range	MBP	@ -23.30 °C to -1.10 °C (-9.9° F to 30.0° F)
	Heat Pump	- °C to - °C (-° F to -° F)
Refrigerant	R134a	
Refrigerant Flow Control	Capillary Tube	
Compressor Cooling	Fan	

Compressor and Motor data

Compressor Type	Reciprocating
Displacement	12.04 cc.
Oil Type	Polyolester Oil
Oil Charge	357 cc.
Motor Type	C.S.R. ; 2 Pole 3,500 / - r/m
Voltage Range	187-264/- Volts 60/- Hz.
Winding Resistance at 25 °C	
Start	16.00 Ohms
Run	4.80 Ohms
Weight with Oil	11.65 Kg.
Weight with Oil and Accessories	12.00 Kg.

Electrical Components

Motor Protector

Type	External 5TM
Model Number	4042KME670-39
Open / Close	105-115 / 70-52 °C
1st Cycle trip at 25 °C	- Amps(main) 12.50 Amps(start)

Motor Starter

Type	PTC Relay
Model Number	4043KME690-40
Pick Up (max.)	- Volts
Drop Out (min.)	- Volts
Terminal Cover	KMD 902-2
Start Capacitor	36-43 µF 330 VAC.
Disch Resistor for Start Cap	15000 Ohms 2 W
Run Capacitor	8 µF 450 VAC.

Mounting Kit

Rubber Grommet	4007KMD905-3
Sleeve Grommet	3KMD903-2-Z
Washer	4023KEB387

Since we are constantly improving our product , the specification are subject to change without notice.

REV. DATE
12-01-15

C / N No.
0722/14

Certificate Marks

